

## How to Use Your Handihaler®



1) Pull up the cap.



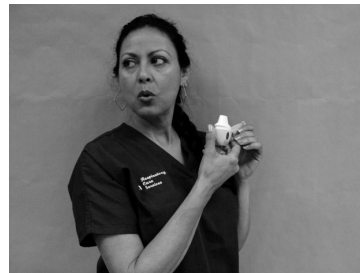
2) Pull up the mouthpiece so the chamber shows.  
Put the capsule in the chamber.



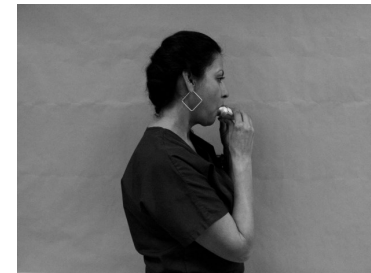
3) Close the mouthpiece until you hear a click.  
Hold the inhaler so the mouthpiece faces up.




4) Push the green button **ONE TIME**.  
Do not press the green button more than one time.



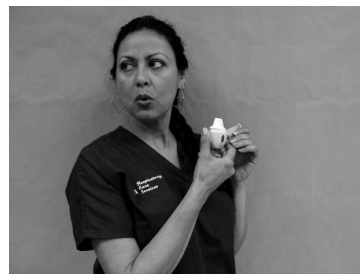
5) Stand or sit up straight. Breathe out all the way.  
**DO NOT** breathe into the inhaler.



6) Seal your lips tightly around the mouthpiece.  
Breathe in **FAST** and **DEEP** through your mouth.



7) When your lungs are full take the inhaler  
out of your mouth. Hold your breath for  
10 seconds or as long as you can.



8) Breathe out normally. Repeat steps 5-7.



9) Lift up the mouthpiece. Shake the capsule  
out of the chamber. Do not touch the capsule.  
After each use, close the cap over the mouthpiece.

## HandiHaler® Tips

### Do I need to prime the HandiHaler®?

- This inhaler does not need to be primed.

### How do I get the most out of my HandiHaler®?

- DO NOT SWALLOW THE CAPSULES.
- A brand new box will have a new inhaler and 30 capsules. Use a new inhaler each month.
- Take the capsules out of the foil pouch when you are ready to take a dose.
- The capsules are to be breathed in using your Handihaler®.
- Breathe in fast enough through your mouth to hear the capsule rattling in the chamber.
- If you do not hear this rattling sound, tap the inhaler against a hard surface. Then breathe in fast again.

### Can I touch the capsule after I breathe in the medicine?

- Do not touch the capsule.
- If you touch the capsule, wash your hands right away.

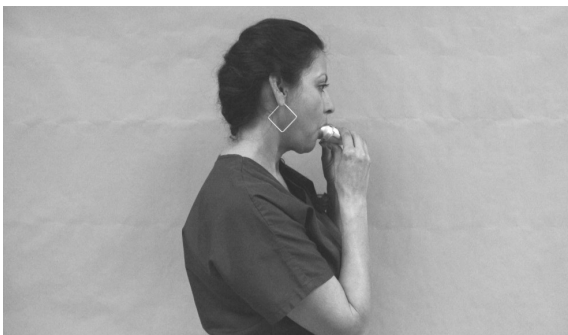
### How do I know when I need a refill?

- When there are 5 capsules left, contact the pharmacy to get a refill.



### How do I clean my HandiHaler®?

- If the mouthpiece needs to be cleaned, wipe off with a clean, damp cloth.
- Clean the inhaler as needed.
- Clean right after you take your dose. It takes 24 hours for the inhaler to dry.
- Open the cap and mouthpiece.
- Open the base by lifting the green button.
- Look in the chamber for capsule pieces or powder buildup. If seen, tap out.
- Rinse the inhaler with warm water. Press the green button a few times as the chamber and piercing needle are rinsed.
- Dry the inhaler. Tip the excess water out. Leave the cap, mouthpiece, and base open fully spread out. Let air dry.



Talk to your  
health care provider  
if you have questions  
about your HandiHaler®.

Updated: 4/15/2016